

Lesson 16: Physical Inputs and Buttons

Overview

Learn how to connect external wires to create input events when the wires touch, simulating a button press







Introduced Code

- `var myButton = createButton(pin);`

Resources

- [External Buttons on a micro:bit](#) - Resource

Levels

 1	Setup
 2-3	Skill Building
	<div><div>2</div><div>3</div></div>
 4	Practice
 5 	Assessment
 6	Challenge