

# Lesson 3: Introducing the micro:bit

## Overview

In this lesson, you'll get to know the BBC micro:bit, the device that you'll be using in the rest of this unit.

**Question of the Day:** How can I control the main output on the BBC micro:bit?















## Vocabulary

- **LED** - Light Emitting Diode, lights that use very little energy and which are found on many electronic devices
- **Output** - the information computers give to users, devices, or other computers

## Resources

- [LED Planning Sheet](#) - Resource
- [The micro:bit LED Display](#) - Resource
- [The micro:bit: Overview](#) - Resource

## Levels

 1	Setup
 2	Predict
 3-5	Skill Building
	  
 6	Predict
 7-8	Skill Building
	 
 9	Practice
 10 	Assessment
 11	Challenge