

# Lesson 5: Board Events

## Overview

In this lesson, you will learn how to use the micro:bit's hardware buttons which will give the micro:bit input.

## Vocabulary

- **Input** - the information computers get from users, devices, or other computers







## Introduced Code

- `onBoardEvent(component, event, function(event) {...});`

## Resources

- **Board Events** - Resource
- **Micro:bit Inputs** - Resource

## Levels

 1	Predict
 2-4	Skill Building
	<div><div>2</div><div>3</div><div>4</div></div>
 5	Practice
 6 	Assessment
 7	Challenge