

# Lesson 9: Project Tell a Data Story Part 2



## Overview



Finish the task you started in the previous lesson by using the Data Analysis Process to tell a data story with the visualization you created.

## Resources

- [CSP U9 Project Guide - Tell a Data Story](#) - Activity Guide ▼ Make a Copy

## Levels

-  1 

Data Story Workspace
-  2 

End-of-Unit Survey